

QUALITY WATER IS

ESSENTIAL TO LIFE

ANNUAL WATER QUALITY REPORT 2021

 BIRMINGHAM
WATER WORKS



TABLE OF CONTENTS

Directors and Managers	3
Letter from the General Manager	4
FAQ	6
Awards	7
For Your Health/Customer Resources	8
BWWB Water Sources and System Information	9
The Water Treatment Process	10
Definitions and Abbreviations	11
2020 Water Quality Data	12-18

CCR: Government Mandated

The Birmingham Water Works Board (BWWB), like all water utilities across the U.S., is required by the EPA to send its customers a Consumer Confidence Report (CCR) each year.

In 1996, Congress amended the Safe Drinking Water Act (SDWA) by adding a provision requiring all community water systems to deliver to their customers an annual water quality report, which contains information on the water system's source water, levels of any detected contaminants, compliance with drinking water rules and other educational information.

In 2020, as in years past, the BWWB met all state and federal regulations for water quality.

Currently, the BWWB holds virtual open meetings each month.

Meeting dates, times, and instructions for listening to the meetings are posted on our website.

The Board welcomes public input. You may submit comments by email to: PublicRelations@bwwb.org.

For questions, please call 205-244-4000 or visit our website at www.bwwb.org.

Board of Directors

Ronald A. Mims
Chairman/President

George Munchus, Ph.D.
First Vice-Chairman/ First Vice
President

Lucien Blankenship, Esq.
Second Vice-Chairman/ Second Vice
President

William "Butch" Burbage, Jr., CPA
Secretary-Treasurer

Tereshia Q. Huffman
Assistant Secretary-Treasurer

Thomas E. Henderson
Director

Carl Dalton NeSmith, Jr., Esq.
Director

Christopher B. Rice
Director

Larry Ward
Director

Executive Staff

Michael Johnson, MBA, CPA
General Manager

Jeffrey F. Thompson, PE
Assistant General Manager
Operations & Technical Services

Derrick M. Murphy, MEng
Assistant General Manager
Engineering & Maintenance Division

Iris Fisher, CPA, MAC
Assistant General Manager
Finance & Administration

Purification

Jonathan Harris
Water Treatment Manager

Consecutive Systems

Johnnie P. Mayfield
Manager
Industrial and Commercial Accounts

EnviroLab, Water Quality, and Regulatory Compliance

Drusilla Hudson, MTh, REM, CESCO
Manager
EnviroLab, Water Quality, and
Regulatory Compliance

Stacy Littleton, REM, CESCO
Chief Chemist

Derrick Felton
QA/QC Supervisor

Will T. Moore, II
Water Quality Superintendent

Jarrod Shotts, MSEM, CESCO
Regulatory Compliance Specialist



Dear Customers & Partners:

2020 was a year unlike any other in recent memory. Like other organizations, Birmingham Water Works felt the impact of the COVID-19 worldwide outbreak.

At the beginning of the pandemic, we developed a COVID-19 plan and communicated to our senior leaders, employees, and customers. The plan started with the suspension of all disconnections for overdue accounts on March 11, 2020. This allowed customers to maintain best practices in hygiene, namely hand washing, to prevent the spread of the virus. After we resumed collections for past-due accounts on Oct. 12, 2020, we continuously worked with customers to set payment arrangements and avoid interrupting their services.

As infection rates in the area rose, we closed our Payment Center and Main Office to the public for the safety of our customers and employees. We enacted flexible work schedules and remote work privileges for staff where possible, and began holding board and committee meetings virtually.

Recognizing the continuing pandemic and the essential function of water, on Nov. 19, 2020, the Birmingham Water Works Board approved Operating & Maintenance and Capital budgets for 2021 enabling us to avoid a rate increase for customers while still meeting our financial obligations.

“Despite any challenges that arise year to year, the Birmingham Water Works continues to provide quality drinking water.”

-Michael Johnson
General Manager

The most critical component of our plan, though, was to maintain our critical mission of delivering quality water to our customers. Despite any challenges that arise year to year, the Birmingham Water Works continues to provide quality drinking water. We apply a rigorous testing process in order to ensure compliance with rules and regulations and reliable delivery of clean drinking water to all of our customers in our service area.

Regardless of circumstances, we are happy to serve our customers. This is our passion, and we look forward to performing this essential service far into the future.

Best regards,



Michael Johnson
General Manager
Birmingham Water Works

What is the Consumer Confidence Report?

The CCR is an annual report – on the water quality of a particular water system such as the BWWB – required by the Environmental Protection Agency (EPA). The report details and outlines contaminants and their levels in drinking water.

Why am I getting this report?

The BWWB is federally mandated by the EPA to provide this information to you. The Alabama Department of Environmental Management (ADEM) enforces these rules for the EPA. Regulated drinking water substances that were detected during the 2020 calendar year are provided in the report.

Where can I get additional copies of this report?

You may obtain additional copies of the CCR in person at the BWWB's Customer Service Center, by mail (upon request), or online by visiting www.bwwb.org. For questions concerning the CCR, please call the *Regulatory Compliance Specialist* at 205-244-4206.

Why authorities regulate contaminant levels?

In order to ensure that tap water is safe to drink, the EPA and ADEM prescribe regulations that limit the amount of certain substances in water provided by public water systems.

For whom is this report produced?

The CCR is produced for customers and wholesalers of the BWWB. It provides water quality data that confirms regulatory compliance of our water.

The BWWB is committed to providing the highest quality water and service to our customers and our entire service area. As a concerned corporate citizen, we are responsive to the needs of the entire community and strive to maintain, preserve, and conserve our precious water resources in order to ensure adequate water quality and supply for future generations.

CARSON FILTER PLANT

Water Quality Fluoridation Award from CDC

Partnership for Safe Water President's Award for 4th consecutive year

PUTNAM FILTER PLANT

Partnership for Safe Water Phase III 15 Year Director's Award

Partnership for Safe Water President's Award for 4th consecutive year

ADEM Optimized Plant Award for 9th year

Water Quality Fluoridation Award from CDC

Note: AWPCA and AWWA Alabama/Mississippi Section did not present their annual awards in 2020.

SHADES MOUNTAIN FILTER PLANT

Water Quality Fluoridation Award from CDC

ADEM Optimized Plant Award for 9th year

WESTERN FILTER PLANT

Partnership for Safe Water Award of Excellence Award for 6th consecutive year

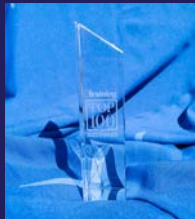
Partnership for Safe Water Director's Award for 10th consecutive year

ADEM Optimized Plant Award

Water Quality Fluoridation Award from CDC

TRAINING DEPARTMENT

Ranked in Top 10 of Training Magazine's Top 125 for 3rd straight year



For Your Health

All drinking water, including bottled water, may reasonably be expected to contain at least small amounts of some contaminants. The presence of contaminants does not necessarily indicate that water poses a health risk. More information about contaminants and potential health effects can be obtained by calling the **Environmental Protection Agency's Safe Drinking Water Hotline** at 1-800-426-4791.

The sources of drinking water (both tap water and bottled water) include rivers, lakes, streams, ponds, reservoirs, springs, and wells. As water travels over the surface of the land or through the ground, it dissolves naturally-occurring minerals and radioactive material, and it can pick up substances resulting from the presence of animals or from human activity.

Some people may be more vulnerable to contaminants in drinking water than the general population. People who are immuno-compromised such as cancer patients undergoing chemotherapy, organ transplant recipients, HIV/AIDS positive or other immune system disorders, some elderly, and infants can be particularly at risk from infections.

People at risk should seek advice about drinking water from their health care providers. EPA/CDC guidelines on appropriate means to lessen the risk of infection by *Cryptosporidium* and other microbiological contaminants are available from the **Safe Drinking Water Hotline (1-800-426-4791)**. For further information, contact the **Jefferson County Health Department** at 205-933-9110.

Customer Resources

CUSTOMER SERVICE, BILLING & LEAKS:
205-244-4000

WATER QUALITY:
205-244-4381

H2O FOUNDATION:
205-244-4390

BIRMINGHAM WATER WORKS BOARD WEBSITE:
WWW.BWWB.ORG



Cover emergency home repairs with HomeServe.
Plumbing repair plans include:

Exterior Water Service Line Coverage, Exterior Sewer/Septic Line Coverage, as well as Interior Plumbing and Draining System Coverage.

www.bwwbcoverageplans.com
1-855-709-6268

BWWB WATER SOURCES

- Black Warrior Basin
 - Sipsey Fork
 - Mulberry Fork
 - Inland Lake/Blackburn Fork
- Cahaba Basin
 - Big Cahaba River
 - Little Cahaba River
 - Lake Purdy

SYSTEM INFORMATION

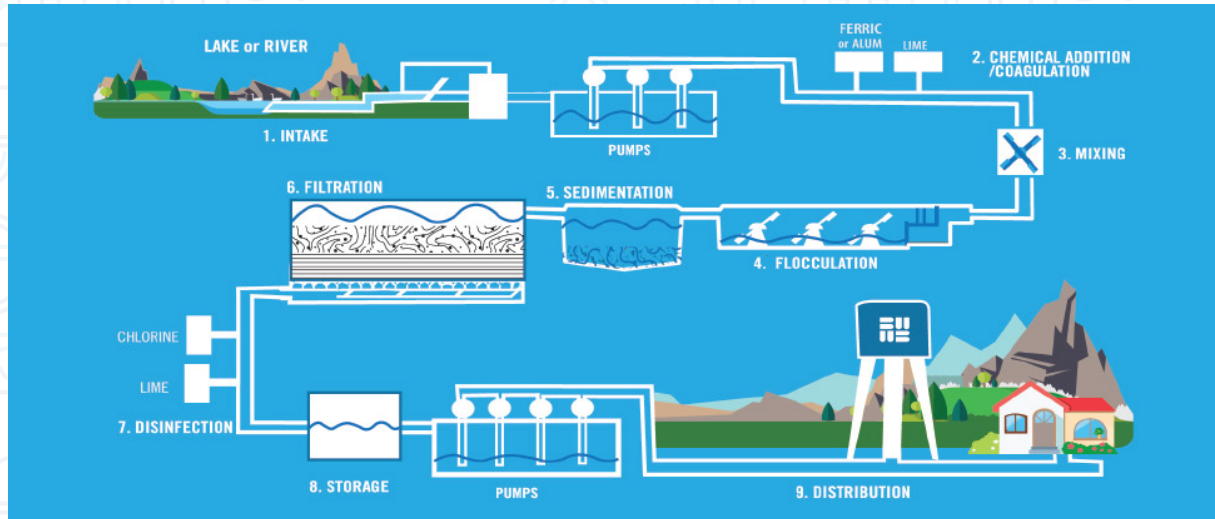
- Average gallons of water delivered in 2020: 113.1 MGD
- People Served: 650,000*
- Square miles in service area: 759*
- Miles of water main (pipes) in system: 4,000*

*Approximations

SOURCE WATER ASSESSMENT

A source water assessment has been updated for the water system. It is available for review at the BWWB's main office during normal business hours.





The Water Treatment Process:

- 1. Intake** - Water is taken from the source. Fish, plants, and other debris are screened out and water is drawn into the treatment plant.
- 2. Chemical Addition/Coagulation** - Chemicals are added to cause particles in the water to stick together.
- 3. Mixing** - Water and chemicals are rapidly mixed.
- 4. Flocculation** - The larger particles are called floc.
- 5. Sedimentation** - The water and floc particles flow into a sedimentation basin. The floc then settles to the bottom and is removed from the water.
- 6. Filtration** - Water flows through filters. The filters are made of layers of anthracite, sand, and gravel.
- 7. Disinfection** - A small amount of chlorine is added to kill any remaining germs and keep the water safe as it travels to your house.
- 8. Storage** - Water is placed in a closed tank or clearwell.
- 9. Distribution** - Water is transported to your home. The BWWB delivered an average of 113.1 million gallons of water per day in 2020.

DEFINITIONS & ABBREVIATIONS

Action Level (AL) - The concentration of a contaminant that triggers treatment or other requirement a water system shall follow.

Contaminant - Any substance other than water. Note that contaminants, as defined, include dissolved minerals, purifying and dental health promotion additives.

Locational Running Annual Average (LRAA) - The average of sample analytical results for samples taken at a particular monitoring location during the previous four calendar quarters.

Maximum Contaminant Level (MCL) - The highest level of a contaminant that is allowed in drinking water. MCLs are set as close to the MCLGs as feasible using the best available treatment technology.

Maximum Contaminant Level Goal (MCLG) - The level of a contaminant in drinking water below which there is no known or expected risk to health. MCLGs allow for a margin of safety.

Maximum Residual Disinfectant Level (MRDL) - The highest level of a disinfectant allowed in drinking water. There is convincing evidence that addition of a disinfectant is necessary for control of microbial contaminants.

Maximum Residual Disinfectant Level Goal (MRDLG) - The level of drinking water disinfectant below which there is no known or expected risk to health. MRDLGs do not reflect the benefits of the use of disinfectants to control microbial contaminants.

Running Annual Average (RAA) - Compliance period where an average of four consecutive quarterly samples are used.

Total Haloacetic Acids (HAA) - By-product of drinking water chlorination.

Total Trihalomethanes (TTHM) - By-product of drinking water chlorination.

Treatment Technique (TT) - A required process intended to reduce the level of a contaminant in drinking water.

Turbidity (NTU) - Measure of the clarity of water as it relates to its particle content. Turbidity is measured to determine the amount of particulate matter present in water.

Variance and Exemptions - ADEM or EPA permission not to meet an MCL or treatment technique under certain conditions.

ADEM - Alabama Department of Environmental Management

CDC - Centers for Disease Control

EPA - Environmental Protection Agency

°F - Degrees Fahrenheit

MGD - Million Gallons per Day

mg/L - Milligrams per liter or parts per million (ppm)

µS/cm - Microsiemens per centimeter

N/A - Not Applicable

ND - Not Detected

NTU - Nephelometric Turbidity Unit

pCi/L - Picocuries per liter

SU - Standard Unit

TOC - Total Organic Carbon

TON - Threshold Odor Number

µg/L - Micrograms per liter or parts per billion (ppb)

2020 Chemical Analysis

Standard List Of Primary Drinking Water Contaminants for CCR

Primary Drinking Water Standards - Limits are set based on public health effects.

Bacteriological

		MCL	Distribution System Microbiological Substance (Regulated)		
Total Coliform Bacteria		TT			
<i>E. coli</i>	Routine and repeat samples are total coliform-positive and either is <i>E. coli</i> -positive or system fails to take repeat samples following <i>E. coli</i> -positive routine sample or system fails to analyze total coliform-positive repeat sample for <i>E. coli</i> .		The highest percentage of bacteria in the distribution system for one month was 0.53% (2 out of 379 samples). All locations that tested total coliform - positive were tested for <i>E. coli</i> . <i>E. coli</i> was not detected in any of these samples. All locations that tested total coliform - positive were resampled and all resamples were negative.		

Primary Contaminants

Inorganic Chemicals and Radiologicals			Regulated Organic Chemicals			Regulated Organic Chemicals			Regulated Organic Chemicals		
Parameters (mg/L)	MCL	Highest	Parameters (µg/L)	MCL	Highest	Parameters (µg/L)	MCL	Highest	Parameters (µg/L)	MCL	Highest
Antimony	0.006	ND	1,1 Dichloroethylene	7	ND	Dichloromethane	5	ND	PCB, 1254	0.5	ND
Arsenic	0.01	ND	1,1,1 Trichloroethane	200	ND	Dinoseb	7	ND	PCB, 1260	0.5	ND
Barium	2	0.029	1,1,2 Trichloroethane	5	ND	Diquat	20	ND	p-Dichlorobenzene	75	ND
Beryllium	0.004	ND	1,2 Dichloroethane	5	ND	Endothall	100	ND	Pentachlorophenol	1	ND
Cadmium	0.005	ND	1,2 Dichloropropane	5	ND	Endrin	2	ND	Picloram	500	ND
Chlorine	MRDL = 4	2.74	1,2,4-Trichlorobenzene	70	ND	Ethylbenzene	700	ND	Simazine	4	ND
Chromium	0.1	ND	2,4,5-TP (Silvex)	50	ND	Ethylene Dibromide (EDB)	0.05	ND	Styrene	100	ND
Copper	AL = 1.3	0.074	2,4-D	70	ND	Glyphosate	700	ND	Tetrachloroethylene	5	ND
Cyanide	0.2	ND	Alachlor	2	ND	Heptachlor	0.4	ND	Toluene	1000	ND
Fluoride	4	0.79	Atrazine	3	ND	Heptachlor Epoxide	0.2	ND	Total Haloacetic Acids	60	39.5
Gross Alpha (pCi/L)	15	1.0	Benzene	5	ND	Hexachlorobenzene	1	ND	Total Trihalomethanes	80	24.6
Lead	AL = 0.015	ND	Benzo(a)pyrene	0.2	ND	Hexachlorocyclopentadiene	50	ND	Toxaphene	3	ND
Mercury	0.002	ND	Carbofuran	40	ND	Lindane	0.2	ND	Trans-1,2 Dichloroethylene	100	ND
Nitrate as N	10	0.44	Carbon Tetrachloride	5	ND	Methoxychlor	40	ND	Trichloroethylene	5	ND
Nitrite as N	1	ND	Chlordane	2	ND	o-Dichlorobenzene	600	ND	Vinyl Chloride	2	ND
Radium 226 (pCi/L)	5	0.1	Chlorobenzene	100	ND	Oxamyl (Vydate)	200	ND	Xylenes	10,000	ND
Radium 228 (pCi/L)	5	0.8	Cis-1,2 Dichloroethylene	70	ND	PCB, 1016	0.5	ND	TOC Step Removal for Filter Plants		
Selenium	0.05	ND	Dalapon	200	ND	PCB, 1221	0.5	ND	Total Organic Carbon (TOC)	TT	1
Thallium	0.002	ND	Di (2-Ethylhexyl) Adipate	400	ND	PCB, 1232	0.5	ND	RAA for System Wide Stage 2 Sites		
Total Nitrate/Nitrite	10	0.44	Di (2-Ethylhexyl) Phthalate	6	ND	PCB, 1242	0.5	ND	Total Haloacetic Acids	60	53.8
Turbidity (NTU)	0.3 (TT)	0.44	Dibromochloropropane	0.2	ND	PCB, 1248	0.5	ND	Total Trihalomethanes	80	75.7

2020 Chemical Analysis
Detected Regulated Drinking Water Contaminants for CCR
 Primary Drinking Water Standards - Limits are set based on public health effects.

Bacteriological					
	MCLG	MCL			Major Sources in Drinking Water
Total Coliform Bacteria	N/A	TT			Naturally present in the environment
<i>E. coli</i>	0	Routine and repeat samples are total coliform-positive and either is <i>E. coli</i> -positive or system fails to take repeat samples following <i>E. coli</i> -positive routine sample or system fails to analyze total coliform-positive repeat sample for <i>E. coli</i> .	The highest percentage of bacteria in the distribution system for one month was 0.53% (2 out of 379 samples). All locations that tested total coliform - positive were tested for <i>E. coli</i> . <i>E. coli</i> was not detected in any of these samples. All locations that tested total coliform - positive were resampled and all resamples were negative.		Human and animal fecal waste
Inorganic Chemicals and Radiological					
Parameters (mg/L)	MCLG	MCL	Highest	Range	Major Sources in Drinking Water
Barium	2	2	0.029	ND - 0.029	Discharge of drilling wastes; discharge from metal refineries; erosion of natural deposits
Chlorine	MRDLG = 4	MRDL = 4	2.74	1.51 - 2.74	Water additive used to control microbes
Copper	1.3	AL = 1.3	0.074	ND - 0.074	Corrosion of household plumbing systems; erosion of natural deposits
Fluoride	4	4	0.79	0.56 - 0.79	Erosion of natural deposits; water additive which promotes strong teeth; discharge from fertilizer and aluminum factories
Gross Alpha (pCi/L)	0	15	1.0	ND - 1.0	Erosion of natural deposits of certain minerals that are radioactive and may emit a form of radiation known as alpha radiation
Nitrate as N	10	10	0.44	0.27 - 0.44	Runoff from fertilizer; leaching from septic tanks and sewage; erosion of natural deposits
Radium 226 (pCi/L)	0	5	0.1	ND - 0.1	Erosion of natural deposits
Radium 228 (pCi/L)	0	5	0.8	ND - 0.8	Erosion of natural deposits
Total Nitrate/Nitrite	10	10	0.44	0.27 - 0.44	Runoff from fertilizer; leaching from septic tanks and sewage; erosion of natural deposits
Turbidity (NTU)	N/A	0.3 (TT)	0.44	0.011 - 0.44	Soil runoff
Regulated Organic Chemicals					
Parameters (µg/L)	MCLG	MCL	Highest	Range	Major Sources in Drinking Water
Total Haloacetic Acids	N/A	60	39.5	9.48 - 39.5	By-product of drinking water chlorination
Total Trihalomethanes	N/A	80	24.6	10.7 - 24.6	By-product of drinking water chlorination
Running Annual Average (RAA) for System Wide Stage 2 Sites					
Parameters (µg/L)	MCLG	MCL	RAA	Range	Major Sources in Drinking Water
Total Haloacetic Acids	N/A	System-wide Running Annual Average : 60 µg/L (RAA)	35.1	19.0 - 53.8	By-product of drinking water chlorination
Total Trihalomethanes	N/A	System-wide Running Annual Average (RAA): 80 µg/L	43.2	16.8 - 75.7	By-product of drinking water chlorination
TOC Step Removal for Filter Plants					
TOC Percent Removal	MCLG	MCL	Highest	Range	Major Sources in Drinking Water
Total Organic Carbon (TOC)	N/A	TT	1	1	Naturally present in the environment

2020 Chemical Analysis Secondary Drinking Water Standards

Limits are set based on cosmetic or aesthetic effects.

Parameters (mg/L)	MCL	Highest	Range	Major Sources in Drinking Water
Aluminum	0.05 - 0.2	0.157	0.006 - 0.157	By-product of drinking water treatment
Calcium	Monitored	34.5	12.6 - 34.5	
Carbon Dioxide	Monitored	1.77	ND - 1.77	
Chloride	250	9.86	3.44 - 9.86	
Copper	1	0.074	ND - 0.074	
Langlier Index (LSI)	Non-corrosive	-0.296	-1.58 to -0.296	
Magnesium	Monitored	7.46	2.51 - 7.46	
Manganese	0.05	0.010	ND - 0.010	
pH (SU)	6.5 - 8.5	8.62	7.43 - 8.62	
Potassium	Monitored	1.69	1.25 - 1.69	
Sodium	Monitored	11.3	1.30 - 11.3	
Specific Conductivity (µS/cm)	Monitored	368	107 - 368	
Sulfate	250	70.3	19.3 - 70.3	
Total Dissolved Solids (TDS)	500	233	77.5 - 233	
Temperature (°F)	Monitored	77	51 - 77	
Total Alkalinity	Monitored	94	20 - 94	
Total Hardness	Monitored	144	48 - 144	
Zinc	5	0.024	ND - 0.024	

Monitoring

Nickel	0.1	0.003	ND - 0.003	Discharge from nickel smelting/refining and steelworks industries
--------	-----	-------	------------	---

Unregulated Organic Contaminants Detected

Parameters (µg/L)	MCL	Highest	Range	MCLG
Bromodichloromethane	Monitored	7.73	2.12 - 7.73	0
Chloroform	Monitored	17.6	8.43 - 17.6	70
Dibromochloromethane	Monitored	1.88	ND - 1.88	60
Dichloroacetic Acid	Monitored	20.6	7.04 - 20.6	0
Monobromoacetic Acid	Monitored	4.40	ND - 4.40	N/A
Monochloroacetic Acid	Monitored	3.05	ND - 3.05	70
Trichloroacetic Acid	Monitored	13.0	2.44 - 13.0	20

**2020 Chemical Analysis
Not Detected Contaminants**

Unregulated Organic

Parameters (µg/L)	MCLG	Parameters (µg/L)	MCLG	Parameters (µg/L)	MCLG
1,1,1,2-Tetrachloroethane	0	Bromoform	0	Naphthalene	0
1,1,2,2-Tetrachloroethane	0	Bromomethane	0	n-Butylbenzene	0
1,1-Dichloroethane	0	Butachlor	0	n-Propylbenzene	0
1,1-Dichloropropene	0	Carbaryl	0	o-Chlorotoluene	0
1,2,3-Trichlorobenzene	0	Chloroethane	0	p-Chlorotoluene	0
1,2,3-Trichloropropane	0	Chloromethane	0	p-Isopropyltoluene	0
1,2,4-Trimethylbenzene	0	Dibromoacetic Acid	N/A	Propachlor	0
1,3,5-Trimethylbenzene	0	Dibromomethane	0	Propoxur	0
1,3-Dichlorobenzene	0	Dicamba	0	sec-Butylbenzene	0
1,3-Dichloropropane	0	Dichlorodifluoromethane	0	tert-Butylbenzene	0
1,3-Dichloropropene	0	Dieldrin	0		
2,2-Dichloropropane	0	Fluorotrichloromethane	0		
3-Hydroxycarbofuran	0	Hexachlorobutadiene	0	Secondary - Parameters (mg/L)	MCL
Aldicarb	0	Isopropylbenzene	0	Bromide	Monitored
Aldicarb Sulfone	0	Methiocarb	0	Foaming Agent	0.5
Aldicarb Sulfoxide	0	Methomyl	0	Iron	0.3
Aldrin	0	Methyl Tertiary Butyl Ether	0	Silver	0.1
Bromobenzene	0	Metolachlor	0	Color, APHA (color units)	15
Bromochloromethane	0	Metribuzin	0	Odor (TON)	3

**2020 Chemical Analysis
Consecutive System Meters**

Meters	Total Haloacetic Acids (HAA ₅) (µg/L)		LRAA Total Haloacetic Acids (HAA ₅) (µg/L)	Total Trihalomethanes (TTHM) (µg/L)		LRAA Total Trihalomethanes (TTHM) (µg/L)
	Highest	Range	Average per Site	Highest	Range	Average per Site
	West Jefferson - 4251 Flat Top Road, 35073	29.2	24.5 - 29.2	26.8	52.3	25.1 - 52.3
Brookside #1 - 1298 Brookside Coalburg Road, 35181	29.8	21.1 - 29.8	25.0	28.0	22.3 - 28.0	25.4
Brookside #2 - 2299 Roberta Road, 35214	31.6	18.5 - 31.6	24.7	29.8	20.8 - 29.8	25.0
Pine Bluff #1 - 22495 State Highway 79, 35172	40.1	33.8 - 40.1	35.9	30.3	21.7 - 30.3	25.4
Pine Bluff #2 - 9 Good News Road, 35172	44.6	31.4 - 44.6	35.5	33.0	20.5 - 33.0	24.5
SCO - 3535 Colonnade Parkway, 35243	34.4	14.4 - 34.4	25.8	31.2	12.4 - 31.2	24.6
Mulga #1 - 316 Templeton Road, 35218	31.0	22.7 - 31.0	26.4	26.5	18.7 - 26.5	22.7
Mulga #2 - 601 Pleasant Grove Road, 35127	35.3	27.9 - 35.3	30.7	50.1	32.4 - 50.1	38.9
Graysville #1 - 2395 Forestdale Blvd, 35214	33.9	18.7 - 33.9	25.3	26.1	16.7 - 26.1	21.5
Graysville #2 - 4251 Flattop Road, 35073	36.4	19.7 - 36.4	27.4	33.4	25.5 - 33.4	29.1
Remlap - 942 Ridgewood Drive, 35133	40.4	36.3 - 40.4	38.3	35.9	23.4 - 35.9	29.5
UAB/VA - 1813 6th Avenue South, 35233	42.0	18.1 - 42.0	27.6	29.7	15.5 - 29.7	22.7

Unregulated Contaminant Monitoring Rule Phase IV (UCMR4)

Detected Contaminants

Contaminant (µg/L)	Average Level Detected	Range of Detections
Haloacetic Acids (HAA ₆ Br)	4.82	2.39 - 8.56
Haloacetic Acids (HAA ₉)	25.2	15.1 - 38.4
Manganese	1.02	ND - 4.36
Quinoline	0.003	ND - 0.042

Not detected contaminants

1-Butanol	Ethoprop	o-Toluidine
2-Methoxyethanol	Germanium	Oxyfluorfen
2-Propen-1-ol	Microcystin-LA	Profenofos
Alpha-hexachlorocyclohexane	Microcystin-LF	Tebuconazole
Anatoxin-a	Microcystin-LR	Total Microcystin
Butylated Hydroxyanisole	Microcystin-LY	Total Permethrin (cis- & trans-)
Chlorpyrifos	Microcystin-RR	Tribufos
Cylindrospermopsin	Microcystin-YR	
Dimethipin	Nodularin	

If present, elevated levels of lead can cause serious health problems, especially for pregnant women and young children. Lead in drinking water is primarily from materials and components associated with service lines and home plumbing. The Birmingham Water Works Board (BWVB) is responsible for providing high quality drinking water, but cannot control the variety of materials used in plumbing components. When your water has been sitting for several hours, you can minimize the potential for lead exposure by flushing your tap for 30 seconds to 2 minutes before using water for drinking or cooking. If you are concerned about lead in your water, you may wish to have your water tested. Information on lead in drinking water, testing methods, and steps you can take to minimize exposure is available from the Safe Drinking Water Hotline or at <http://www.epa.gov/safewater/lead>.

Based on a study conducted by ADEM with the approval of the EPA a statewide waiver for the monitoring of asbestos and dioxin was issued. Thus, monitoring for any of these contaminants was not required.

The most recent testing for Lead and Copper Compliance within the distribution system was from January – June 2020. This testing was performed in accordance with applicable regulations. The 90th percentile lead sample was 0.002 mg/L. There was one sample that exceeded the action level. The 90th percentile copper sample was 0.058 mg/L. No copper samples exceeded the action level.


Lead Service Line Lookup - Check to see if your service line is lead: <https://www.bwwbinfo.com/lead.php>

BIRMINGHAM WATER WORKS 2020 - A YEAR IN REVIEW -





3600 FIRST AVENUE N.
BIRMINGHAM, AL 35222



An electronic, as well as a Spanish version of this document is available at www.bwwb.org. Click Water Quality Report to see the reports available for download.

Una versión electrónica, así como en español, de este documento está disponible en www.bwwb.org. Haga clic en la Calidad del Agua para ver los informes disponibles para su descargar.